

Faucet with Free Standing Water Supply Lines with Shut-Off Valves

1-800-444-5969

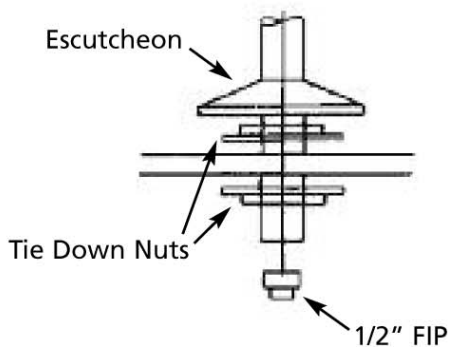
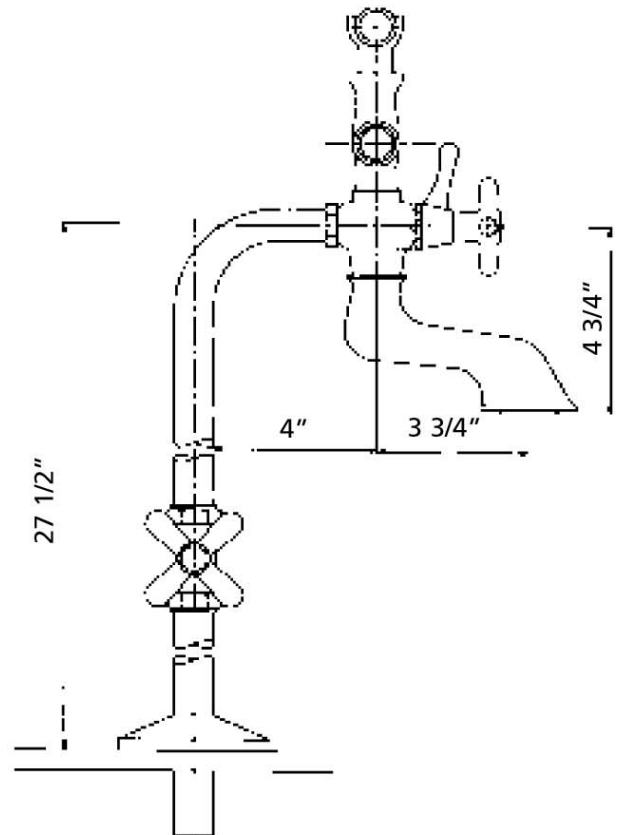
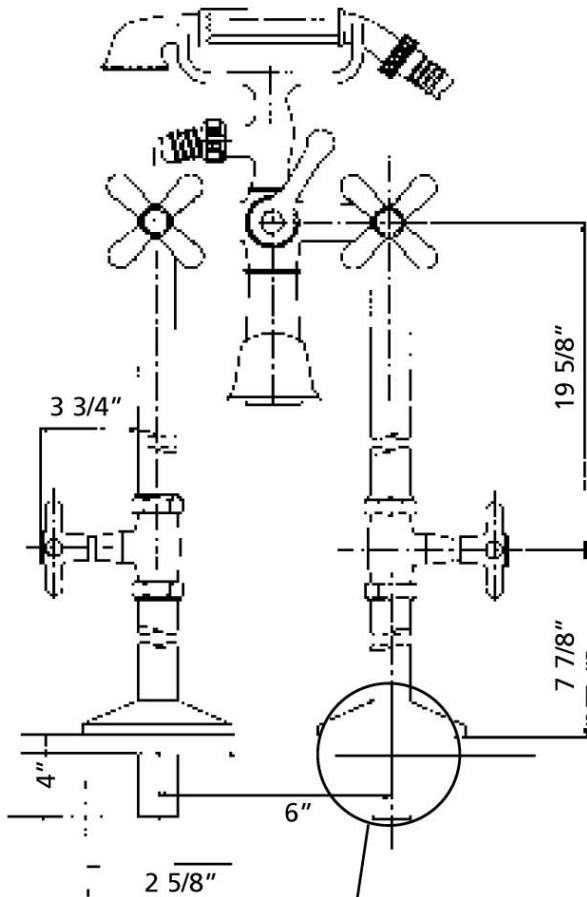
| #3802/3970

#5100/3970

Also to be used for models:

3804CSA/3970 & # 3805CSA/3970

(Please note: for extra height order Model # 3970XL, which are 37 1/2" tall).



1. Slide Escutcheons up on bottom of each riser tube and install one Tie Down Nut. On each riser tube, measure from bottom of valve to make sure that the nuts are threaded at same distance.
2. Lower riser tubes through floor.
3. Below floor, install other Tie Down Nut (leave loose and attach faucet) and then tighten tie down nuts, securing riser tubes to floor.